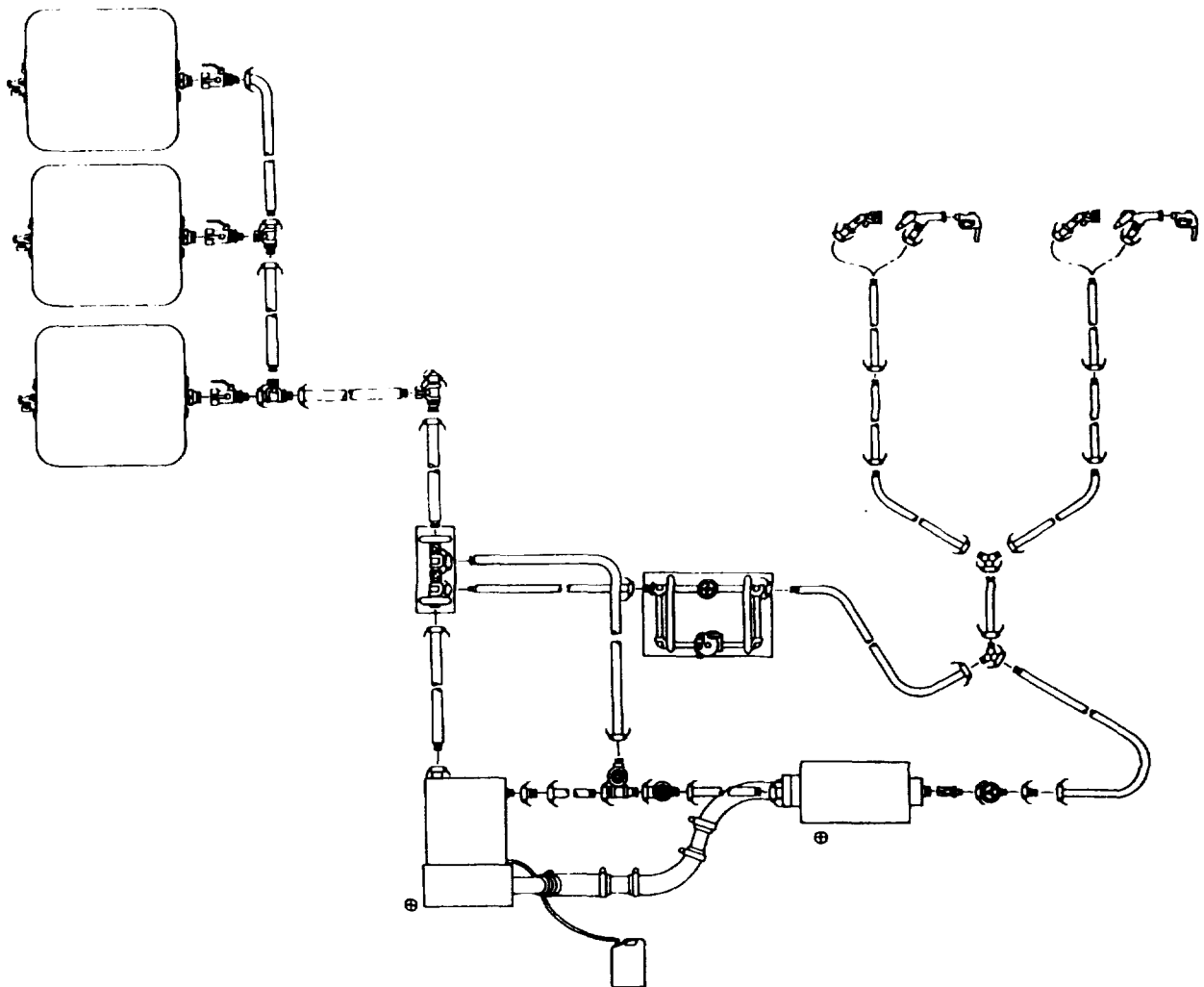


UNIT AND DIRECT SUPPORT
MAINTENANCE REPAIR PARTS AND SPECIAL
TOOLS LIST FOR ARCTIC FORWARD AREA
REFUELING EQUIPMENT (AFARE)

P/N: 13228E1800

NSN : 4930-01-355-9581



DISTRIBUTION STATEMENT A: Approved for public release; distribution unlimited.

HEADQUARTERS, DEPARTMENT OF THE ARMY

28 FEBRUARY 1997

**UNIT AND DIRECT SUPPORT MAINTENANCE
REPAIR PARTS AND SPECIAL TOOLS LIST
FOR
ARCTIC FORWARD AREA REFUELING EQUIPMENT (AFARE)**

P/N: 13228E1800

NSN: 4930-01-355-9581

Current as of 22 May 1996

REPORTING ERRORS AND RECOMMENDING IMPROVEMENTS

You can help improve this manual. If you find any mistakes, or if you know of a way to improve these procedures, please let us know. Mail your letter or DA Form 2028 (Recommended Changes to Publications and Blank Forms), or DA Form 2028-2 located in the back of this manual directly to: Commander, US Army Aviation and Troop Command, ATTN: AMSAT-I-MP, 4300 Goodfellow Blvd., St. Louis, MO 63120-1798. You may also submit your recommended changes by E-mail directly to <mpmt%avma28 (>t-louis-emh7.army. mil>. A reply will be furnished directly to you. Instructions for sending an electronic 2028 may be found at the back of this manual immediately preceding the hard copy 2028.

DISTRIBUTION STATEMENT A: Approved for public release; distribution unlimited.

TABLE OF CONTENTS

	Page /	Illus. Figure
Section I		
Introduction	1	
Section II		
Repair Parts List		
Group 01 Gravity Feed Adapter and Closed Circuit Refueling Nozzle	1-1	1
Group 02 D-1 Nozzle	2-1	2
Group 03 Collapsible Discharge 2 Inch Hose Assembly, 50 Foot	3-1	3
Group 04 Wye. Quick Discount.....	4-1	4
Group 05 Collapsible Discharge 2 Inch Hose Assembly, 10 Foot	5-1	5
Group 06 Non-Collapsible Suction 2 Inch Hose Assembly, 10 Foot	6-1	6
Group 07 Pressure Reducing Skid Assembly	7-1	7
Pressure Reducing Skid (Fastner. Latch, and Cover)	8-1	8
Pressure Reducing Skid (Tiedown Strap and Mounting Bracket)	9-1	9
Pressure Reducing Skid (Pressure Reducing Assembly)	10-1	10
Pressure Reducing Skid (Union. Couplings, and 2 Inch Gate Valve)	11-1	11

TABLE OF CONTENTS - CONTINUED

	Page /	Illus. Figure
	12-1	12
	13-1	13
	14-1	14
	15-1	15
	16-1	16
	17-1	17
	18-1	18
Group 08	19-1	19
Group 09	20-1	20
Group 10	21-1	21
Group 11	22-1	22
Group 12	23-1	23
Group 13	24-1	24
Group 14	25-1	25
Group 14	26-1	26
Group 14	27-1	27
Group 15	27-2	27
Group 16	28-1	28
Group 17	29-1	29
	30-1	30
	31-1	31
	32-1	32
Group 18	33-1	33
Group 19	34-1	34
Group 20	35-1	35
Group 21	36-1	36
	37-1	37
	38-1	38
	39-1	39
	40-1	40
	41-1	41
	42-1	42
	43-1	43
	44-1	44
	45-1	45
	46-1	46
	47-1	47
	48-1	48
	49-1	49
	50-1	50
	51-1	51
	52-1	52
	53-1	53
	54-1	54
	55-1	55
	56-1	56
	57-1	57

TABLE OF CONTENTS

Page / Illus.
Figure

Section III	Special Tools List (Not Applicable)	
Section IV	Bulk Items List	
Group 22	Bulk Items	BULK-1
Section V	Indexes	
	National Stock Number Index	I-1
	Part Number Index	I-3

**UNIT AND DIRECT SUPPORT MAINTENANCE
REPAIR PARTS AND SPECIAL TOOLS LIST**

SECTION I. INTRODUCTION

1. SCOPE. This RPSTL lists and authorizes spares and repair parts; special tools; special test, measurement, and diagnostic equipment (TMDE); and other special support equipment required for performance of unit and direct support maintenance of the Arctic Forward Area Refueling Equipment (AFARE). It authorizes the requisitioning, issue, and disposition of spares, repair parts and special tools as indicated by the source, maintenance and recoverability (SMR) codes.

2. GENERAL. In addition to this section, Introduction, this Repair Parts and Special Tools List is divided into the following sections:

a. Section II. Repair Parts List. A list of spares and repair parts authorized by this RPSTL for use in the performance of maintenance. This list also includes parts which must be removed for replacement of the authorized parts. Parts lists are composed of functional groups in ascending alphanumeric sequence, with the parts in each group listed in ascending figure and item number sequence. Bulk materials are listed in item name sequence. Items listed are shown on the associated Illustration(s)/(figure(s)).

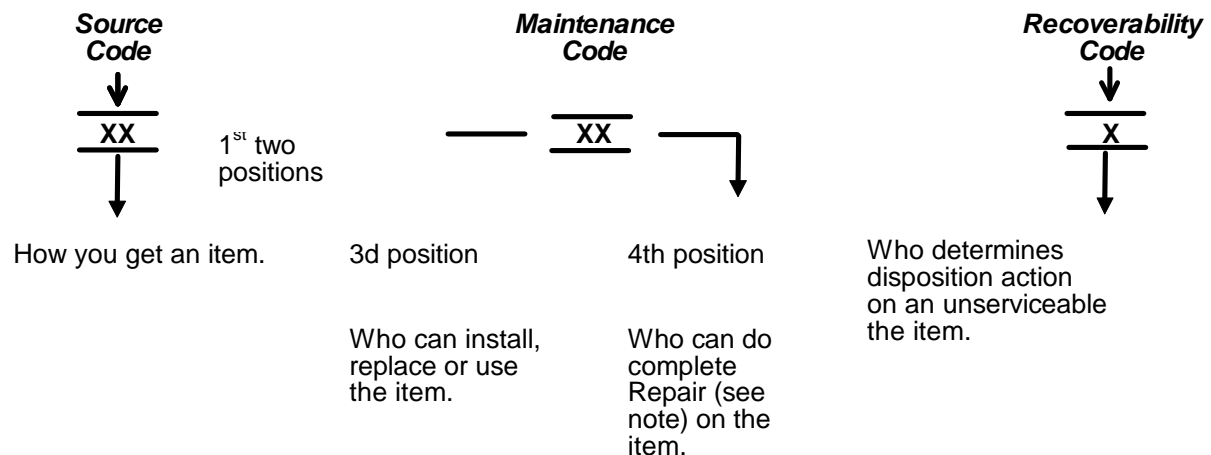
b. Section III. Special Tools List. A list of special tools, special TMDE, and other special support equipment authorized by this RPSTL (as indicated by Basic of Issue (BOI) information in DESCRIPTION AND USABLE ON CODE column) for the performance of maintenance.

c. Section IV. Cross-references Indexes. A list, in National Item Identification Number (NIIN) sequence, of all National stock numbered items appearing in the listing, followed by a list in alphanumeric sequence of all part numbers appearing in the listings. National stock numbers and part numbers are cross-referenced to each illustration figure and item number appearance.

3. EXPLANATION OF COLUMNS (SECTION II AND III).

a. Item No. (Column (1)). Indicates the number used to identify items called out in the illustration.

b. SMR Code (Column (2)). The Source, Maintenance, and Recoverability (SMR) code is a 5-position code containing supply/requisitioning information, maintenance category authorization criteria. and disposition instruction, as shown in the following breakout:



*Complete Repair: Maintenance capacity. capability, and authority to perform all corrective maintenance tasks of the "Repair" function in a use/user environment in order to restore serviceability to a failed item.

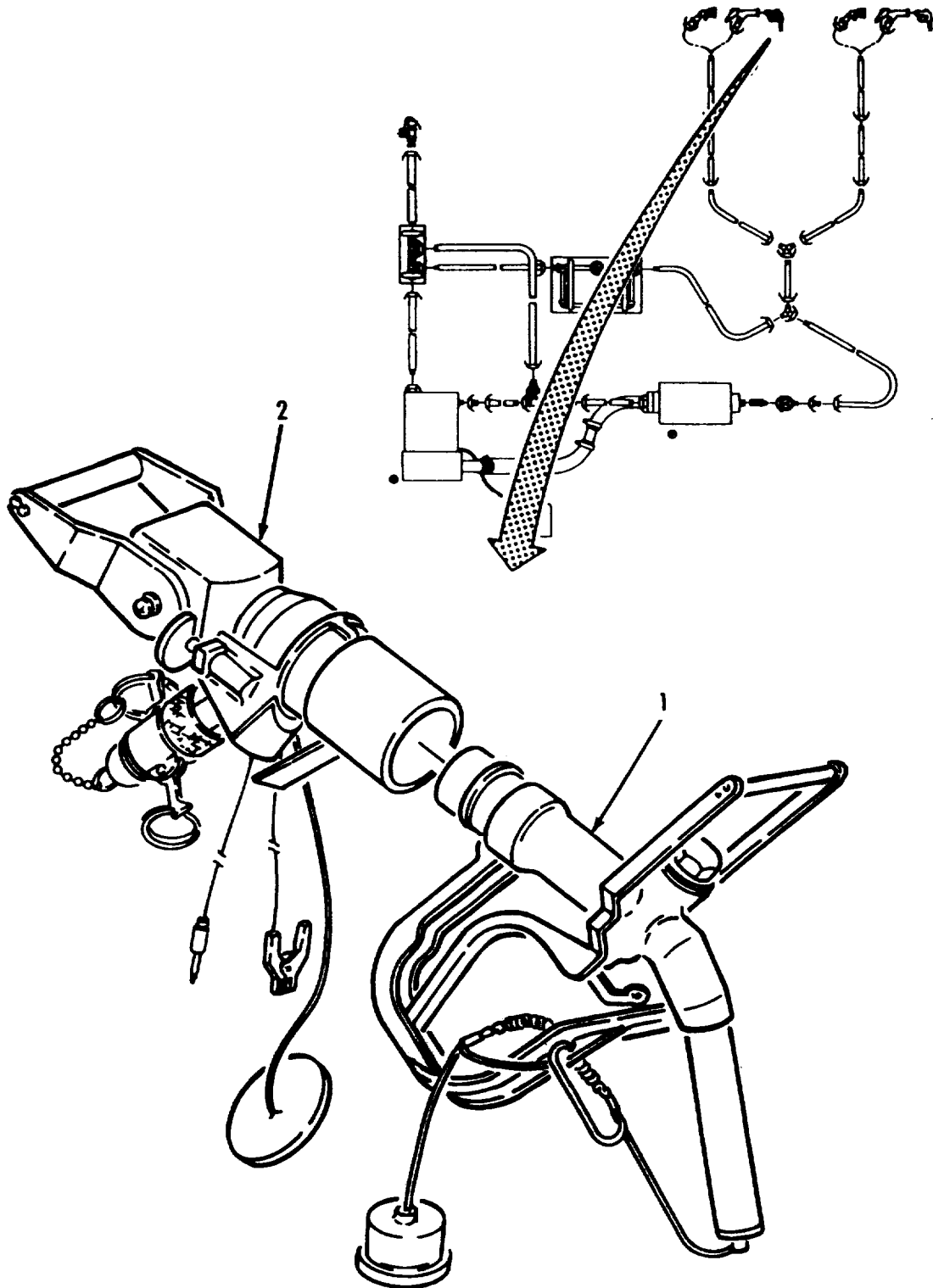


Figure 1. Gravity Feed Adapter and Closed Circuit Refueling Nozzle.

(1) ITEM NO	(2) SMR CODE	(3) NSN	(4) CAGEC	(5) PART NUMBER	(6) DESCRIPTION AND USABLE ON CODES (UOC)	(7) QTY
					GROUP 01 CLOSED CIRCUIT REFUELING NOZZLE (CCR) WITH GRAVITY FEED ADAPTER	
					FIG. 1 GRAVITY FEED ADAPTER AND CLOSED CIRCUIT REFUELING NOZZLE	
1	PAOFF		ODT23 A64033		NOZZLE ASSEMBLY GRAVITY FEED ADAPTER. SEE APPLICABLE TM FOR REPAIRS.....	2
2	PAOFF		ODT23 A64017Z		NOZZLE ASSEMBLY CLOSED CIRCUIT REFUELING. SEE APPLICABLE TM FOR REPAIRS.....	2

END OF FIGURE